

Marlin et al

Introduction to ILC-LDC

Simulation and


Reconstruction Software

Frank Gaede
DESY

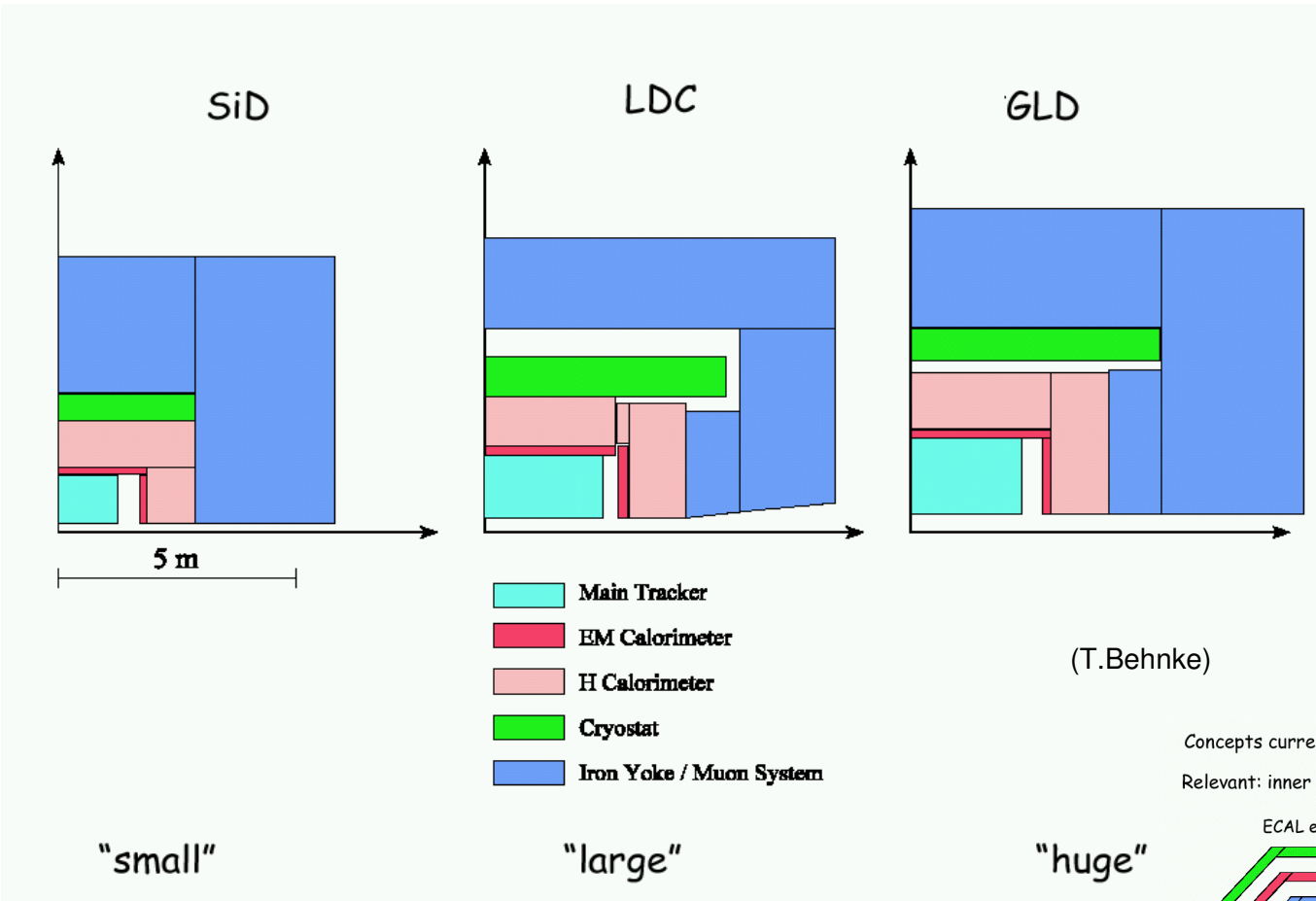
ILC Detector and Physics
Workshop, Snowmass
August 14-27, 2005

Outline

- Introduction - overview international software
- Central tools for LDC study
 - **LCIO** – data model & persistency
 - **Simdet** – fast simulation
 - **Brahms** – geant3 full simulation and reconstruction
 - **Mokka** – geant4 full simulation
 - **Marlin** – C++ reconstruction framework
 - **LCCD** - conditions data toolkit
 - **GEAR** – geometry description
- Summary & Outlook



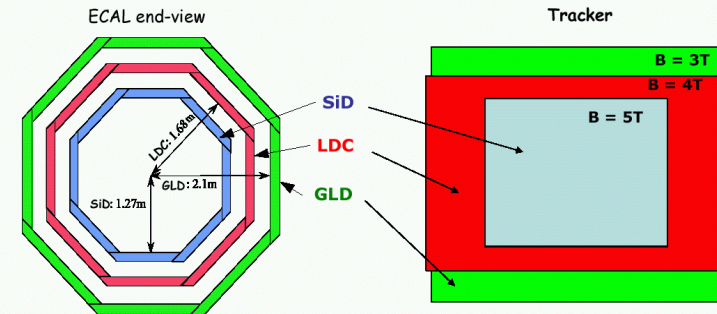
Detector Concept Study



three **interregional** detector concept studies ongoing

(T.Behnke)

Concepts currently studies differ mainly in **SIZE** and **aspect ratio**
 Relevant: inner radius of ECAL: defines the overall scale



SiD: Silicon based concept GLD: even larger detector concept
 LDC: large detector concept

Need (common?) **Simulation** and **Reconstruction** software to study detector concepts' performance !

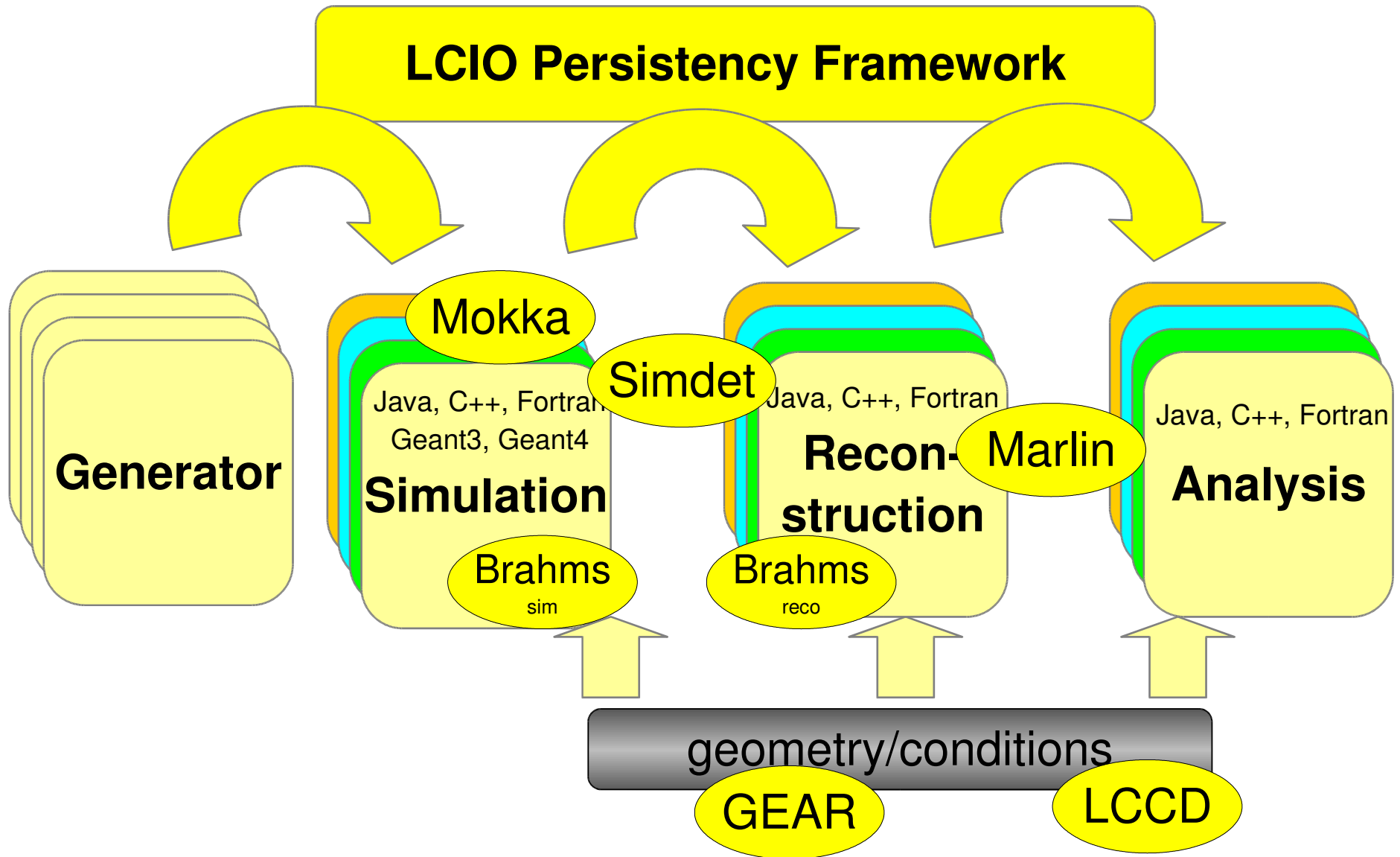
ILC software packages

	Description	Detector	Language	IO-Format	Region
Simdet	fast Monte Carlo	TeslaTDR	Fortran	StdHep/LCIO	EU
SGV	fast Monte Carlo	simple Geometry, flexible	Fortran	None (LCIO)	EU
Lelaps	fast Monte Carlo	SiD, flexible	C++	SIO, LCIO	US
Mokka	full simulation – Geant4	TeslaTDR, LDC, flexible	C++	ASCI, LCIO	EU
Brahms-Sim	Geant3 – full simulation	TeslaTDR	Fortran	LCIO	EU
SLIC	full simulation – Geant4	SiD, flexible	C++	LCIO	US
LCDG4	full simulation – Geant4	SiD, flexible	C++	SIO, LCIO	US
Jupiter	full simulation – Geant4	JLD (GDL)	C++	Root (LCIO)	AS
Brahms-Reco	reconstruction framework (most complete)	TeslaTDR	Fortran	LCIO	EU
Marlin	reconstruction and analysis application framework	Flexible	C++	LCIO	EU
hep.lcd	reconstruction framework	SiD (flexible)	Java	SIO	US
org.lcsim	reconstruction framework (under development)	SiD (flexible)	Java	LCIO	US
Jupiter-Satellite	reconstruction and analysis	JLD (GDL)	C++	Root	AS
LCCD	Conditions Data Toolkit	All	C++	MySQL, LCIO	EU
GEAR	Geometry description	Flexible	C++ (Java?)	XML	EU
LCIO	Persistency and datamodel	All	Java, C++, Fortran	-	AS,EU,US
JAS3/WIRED	Analysis Tool / Event Display	All	Java	xml,stdhep, heprep,LCIO,	US,EU

A Common Software Framework for the ILC ?

- a common software framework for the ILC that is flexible and easy to use would be highly desirable
 - (also for detector concept study!)
- **but:**
 - ILC emerged out of three regional studies
 - all groups have developed their own software as needed for the R&D
 - different languages used: C++, Java, f77
 - ...
- **aim:**
 - develop modular software and define interfaces so that packages can coexist/cooperate - **(and eventually converge !?)**
- common basis: **LCIO**

Overview of LDC software tools

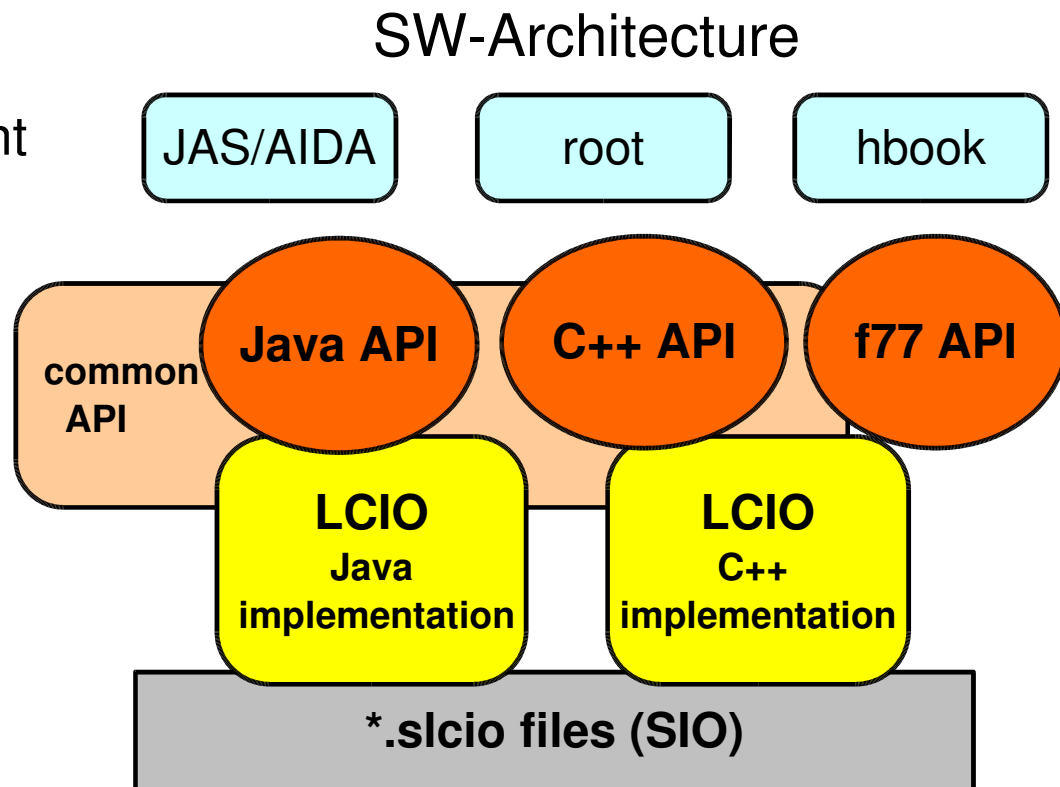


LCIO overview

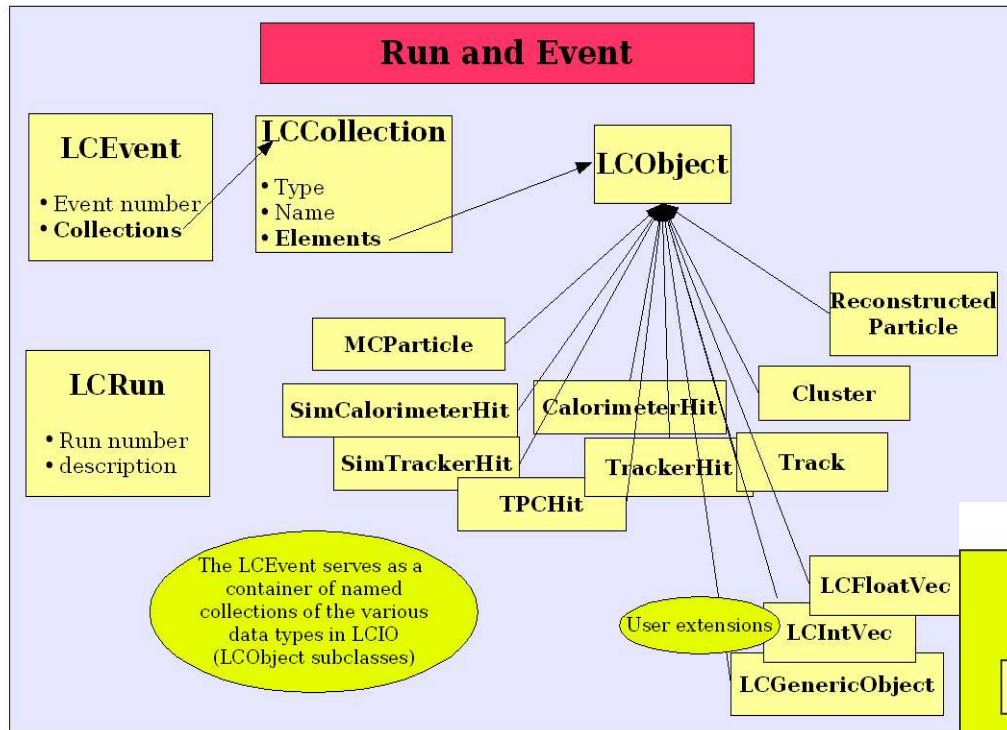
- DESY and SLAC joined project:
 - provide common basis for ILC software
- Features:
 - Java, C++ and f77 (!) API
 - extensible data model for current and future simulation and testbeam studies
 - user code separated from concrete data format
 - no dependency on other frameworks

simple & lightweight

now de facto standard
for ILC software

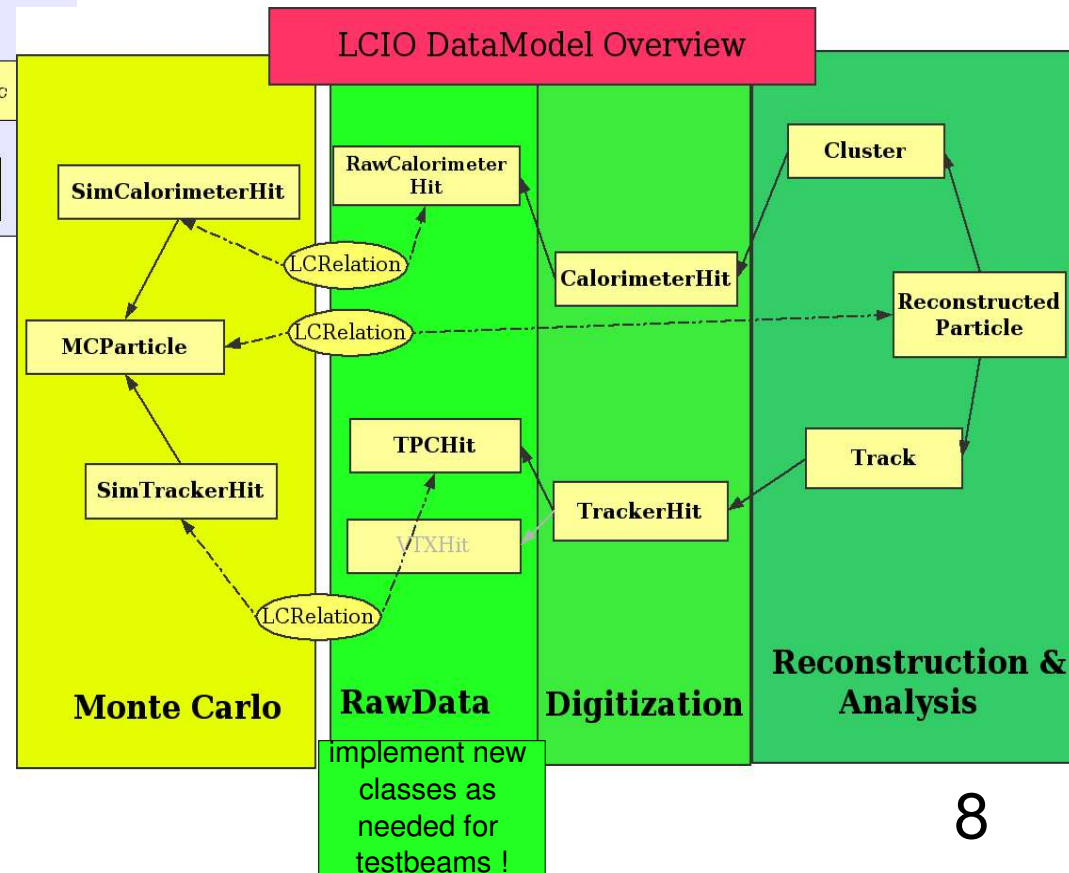


LCIO data model



event serves as container of untyped collections

hierarchy of data objects in the event

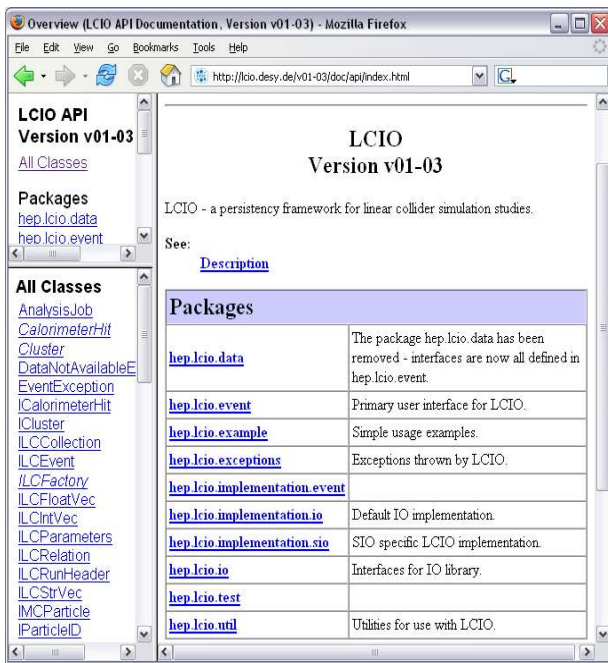


LCIO status [v01-05]

- changed return values of E, P, m to double for MCParticle and ReconstructedParticle
 - stored are still floats
 - requires some trivial changes (float->double) in code where indicated by the compiler !
- new template UTIL::LCTypedVector<T> for creating std::vector<LCObjectType> from LCCollections
 - allows to use iterators and STL algorithms, e.g. std::for_each()
- added first implementations of generic tracker raw data classes (TPC, VTX, SiliconStrip,...)
 - TrackerRawData, TrackerData, TrackerPulse
- files are downward compatible with LCIO 1.4
- bug fixes
- see \$LCIO/doc/versions.readme for more

LCIO on the web

Frank Gaede, ILC Detector Workshop, Snowmass, Aug 14-27, 2005



Overview (LCIO API Documentation, Version v01-03) - Mozilla Firefox

LCIO API
Version v01-03

All Classes

Packages
[hep.lcio.data](#)
[hep.lcio.event](#)

All Classes
[AnalysisJob](#)
[CalorimeterHit](#)
[Cluster](#)
[DataNotAvailableE](#)
[EventException](#)
[ICalorimeterHit](#)
[ICluster](#)
[ILCCollection](#)
[ILCEvent](#)
[ILCFactory](#)
[ILCFloatVec](#)
[ILCIntVec](#)
[ILCParameters](#)
[ILCRelation](#)
[ILCRunHeader](#)
[ILCStrVec](#)
[IMCParticle](#)
[IParticleID](#)

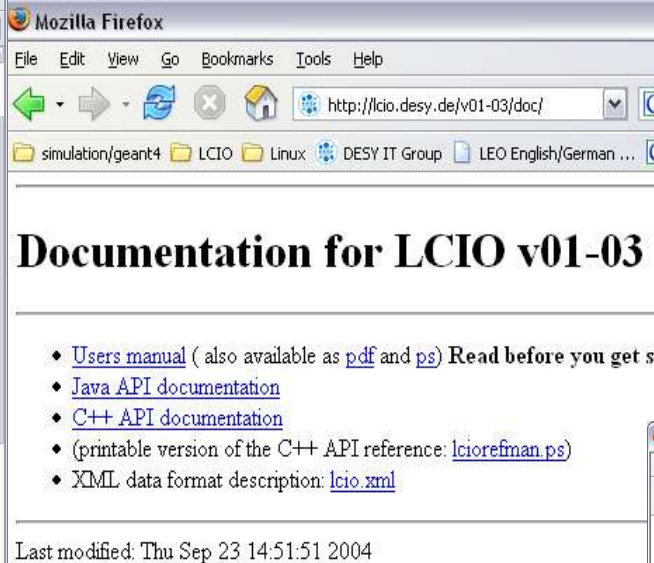
LCIO - a persistency framework for linear collider simulation studies.

See:

Description

Packages

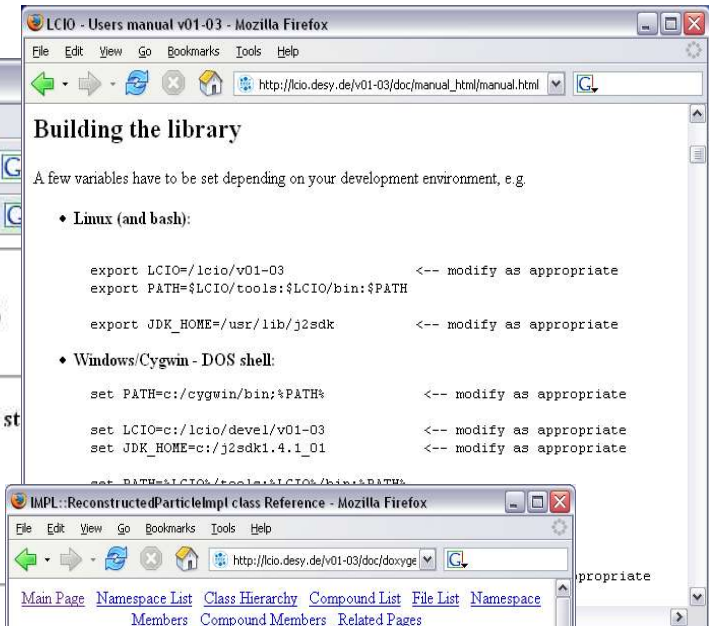
hep.lcio.data	The package hep.lcio.data has been removed - interfaces are now all defined in hep.lcio.event.
hep.lcio.event	Primary user interface for LCIO.
hep.lcio.example	Simple usage examples.
hep.lcio.exceptions	Exceptions thrown by LCIO.
hep.lcio.implementation.event	
hep.lcio.implementation.io	Default IO implementation.
hep.lcio.implementation.sio	SIO specific LCIO implementation.
hep.lcio.io	Interfaces for IO library.
hep.lcio.test	
hep.lcio.util	Utilities for use with LCIO.



Documentation for LCIO v01-03

- [Users manual](#) (also available as [pdf](#) and [ps](#)) **Read before you get started**
- [Java API documentation](#)
- [C++ API documentation](#)
- (printable version of the C++ API reference: [lciorefman.ps](#))
- XML data format description: [lcio.xml](#)

Last modified: Thu Sep 23 14:51:51 2004



LCIO - Users manual v01-03 - Mozilla Firefox

Building the library

A few variables have to be set depending on your development environment, e.g.

- Linux (and bash):

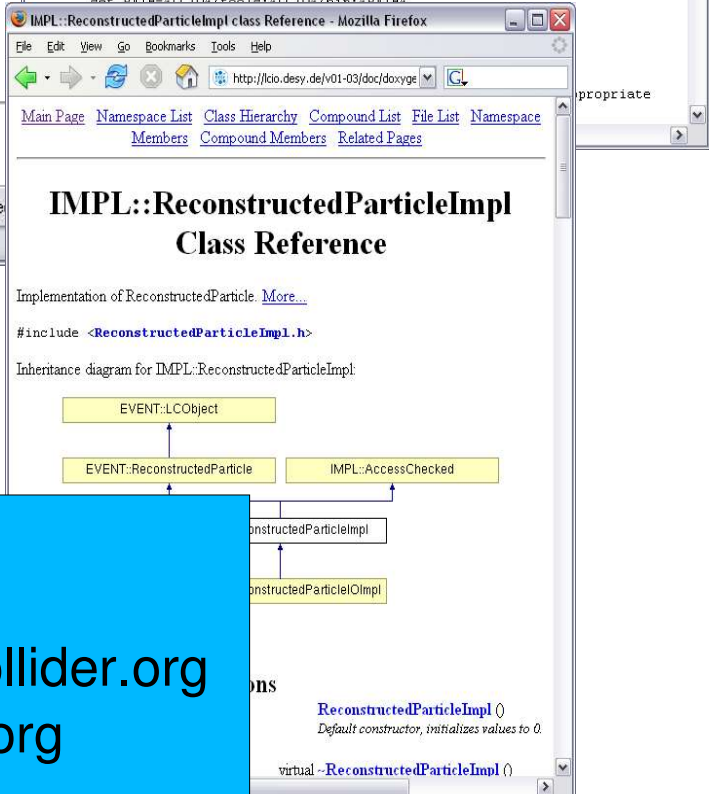
```
export LCIO=/lcio/v01-03          <-- modify as appropriate
export PATH=$LCIO/tools:$PATH

export JDK_HOME=/usr/lib/j2sdk    <-- modify as appropriate
```
- Windows/Cygwin - DOS shell:

```
set PATH=c:/cygwin/bin;%PATH%    <-- modify as appropriate

set LCIO=c:/lcio/develop/v01-03  <-- modify as appropriate
set JDK_HOME=c:/j2sdk1.4.1_01    <-- modify as appropriate

set PATH=%LCIO%/tools;%LCIO%/bin;%PATH%
```



IMPL::ReconstructedParticleImpl
Class Reference

Implementation of ReconstructedParticle. [More...](#)

#include [<ReconstructedParticleImpl.h>](#)

Inheritance diagram for IMPL::ReconstructedParticleImpl:

```
graph TD
    EVENT_LCObject[EVENT:LCObject] --> IMPL_ReconstructedParticleImpl[IMPL:ReconstructedParticleImpl]
    EVENT_ReconstructedParticle[EVENT:ReconstructedParticle] --> IMPL_ReconstructedParticleImpl
    IMPL_AccessChecked[IMPL:AccessChecked] --> IMPL_ReconstructedParticleImpl
```

ReconstructedParticleImpl ()
Default constructor, initializes values to 0.

virtual ~ReconstructedParticleImpl ()

home: <http://lcio.desy.de>
forum: <http://forum.linearcollider.org>
bugs: <http://bugs.freehep.org>

LCIO Future Plans

- current data model fairly complete
 - check usability of data model, e.g. track parameters
 - ongoing through development of reconstruction code !
 - need to define conventions on how to use LCIO
 - collection names, object types, collections to be present in event
- need to make LCIO more convenient (and efficient)
 - decoding of MCParticle information (parent/daughter, ...)
 - inverse relations (get all tracks for one MCParticle)
 - attach user information to LCObjects
- would like to make C++ version more C++ like, e.g. allow to use STL algorithms (templates in general)
- -> had first LCIO meeting here at snowmass ...

Simulation tools: Simdet, Brahms

● **SIMDET**

writes LCIO

- parameterized fast Monte Carlo (f77)
- tracks + cov. matrix and clusters
- hard coded geometry: TESLA TDR Detector

● **Brahms**

reads + writes LCIO

- geant3 full simulation (f77)
- hard coded geometry: TESLA TDR Detector
- full standalone reconstruction part (pflow)
 - tracking based on LEP reconstruction code

for download (cvs web interface)
and more information:
http://www-zeuthen.desy.de/linear_collider

Simulation tools: Mokka

- geant4 based full detector simulation for the ILC
- developed at LLR-Ecole Polytechnique (P. Mora de Freitas, G. Musat)
- <http://polywww.in2p3.fr/geant4/tesla/www/mokka/mokka.html>
- some features:
 - steering files for configuration
 - all geant4 physics lists available
 - **writes LCIO**
 - reads StdHep / ASCII HepEvt
- Geometry
 - MySQL databases
 - geometry parameters
 - one database per subdetector
 - C++ Geometry Drivers
 - one for each subdetector type (e.g. TPC, HCAL)
 - define material and sensitive detector
 - abstract geometry layer: CGA

new features: (v05-01)

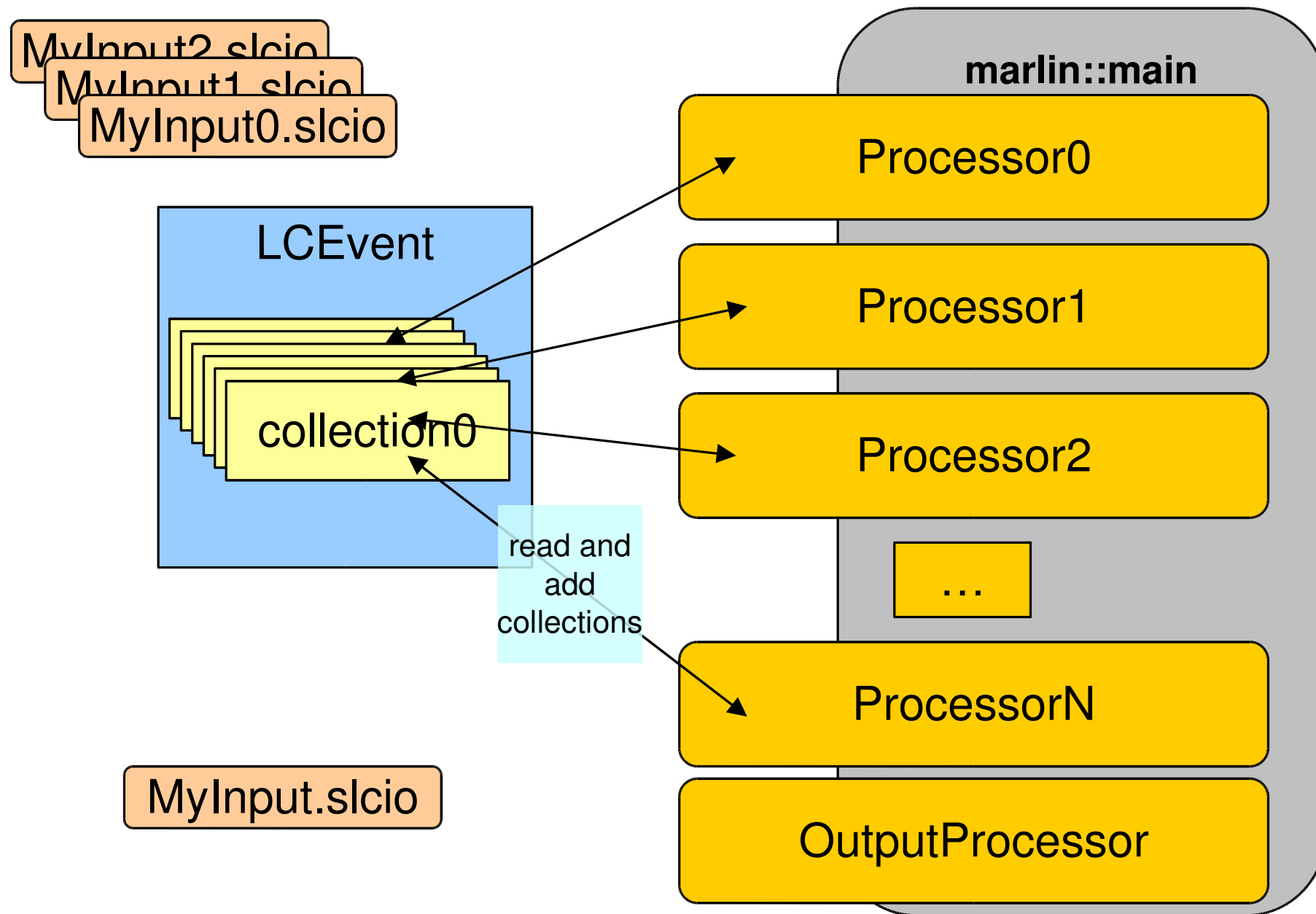
- **SID detector model**
- **scalable detector models**
-> detector optimization !!

Marlin - Introduction

Modular **A**nalysis & **R**econstruction for the **L I N**ear Collider

- modular C++ application framework for the analysis and reconstruction of LCIO data
- uses LCIO as transient data model
- similar to US org.lcsim Java framework
- **Application framework:**
 - set of classes that provide the core functionality needed in problem domain and provide hooks (callbacks) for specific user code
 - provides main program
 - note: most current experiments that use OO (C++) have application frameworks

Marlin – schematic overview

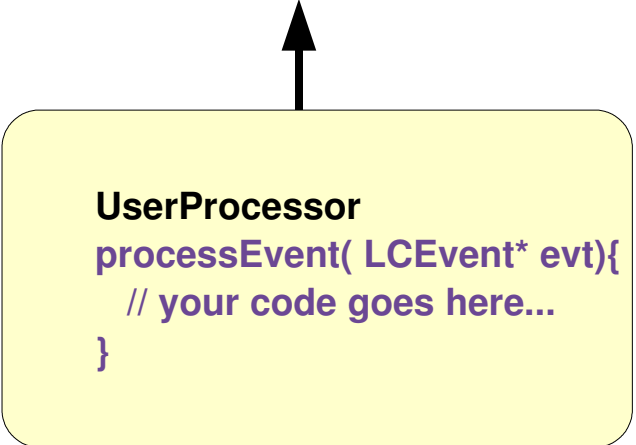


Marlin Processor

- provides main **user callbacks**
- has **own set of input parameters**
 - int, float, string (single and arrays)
 - parameter description
- naturally modularizes the application
- **order of processors is defined via steering file:**
 - easy to exchange one or several modules w/o recompiling
 - can run the same processor with different parameter set in one job
- **processor task can be as simple as creating one histogram or as complex as track finding and fitting in the central tracker**

```
marlin::Processor
init()
processRunHeader(LCRunHeader* run)
processEvent( LCEvent* evt)
check( LCEvent* evt)
end()
```

```
UserProcessor
processEvent( LCEvent* evt){
    // your code goes here...
}
```

A diagram showing inheritance. A box containing the UserProcessor code is positioned below a box containing the marlin::Processor code. A black arrow points from the top of the UserProcessor box to the bottom of the marlin::Processor box, indicating that UserProcessor inherits from marlin::Processor.

Marlin features

- core processors
 - **AIDAProcessor**
 - for easy creation of histograms, clouds, ntuples
 - **OutputProcessor**
 - writes current event or subset thereof
 - **MyProcessor**
 - simple example – serves as template for user code
 - **ConditionsProcessor** New
 - read conditions transparently with LCCD
 - **DataSourceProcessor** New
 - read non LCIO input, e.g. StdHepReader
 - **SimpleFastMCProcessor** New
 - fast smearing Monte Carlo
 - needs testing
- fully configurable through steering files:
 - program flow
 - input parameters
 - processor based and global
- self-documenting:
 - MyApplication -l
will print all available processors with their parameters and example/default values

Marlin - new features I

- v00-09 (details in \$MARLIN/doc/release.notes)
- new optional XML steering files
 - based on TinyXml (open source) – included in Marlin
 - same basic structure as old ASCII steering files
 - additional features:
 - allows conditional execution of processEvent() method based on boolean flags set by processors
 - allows grouping of processors with shared parameters
 - 'Marlin -x > steer.xml' creates example steering file with all available processors
- XML can be used in Marlin for other input files

Marlin – example XML steering

```
- <marlin>
- <execute>
  <processor name="MyAIDAProcessor"/>
  <processor name="MyEventSelection"/>
  - <if condition="MyEventSelection">
    <group name="Tracking"/>
    <processor name="MyClustering"/>
    <processor name="MyPFlow"/>
    <processor name="MyLCIOOutputProcessor"/>
  </if>
</execute>
- <global>
  <parameter name="LCIOInputFiles"> simjob.slcio </parameter>
  <parameter name="MaxRecordNumber" value="5001"/>
  <parameter name="SupressCheck" value="false"/>
</global>
- <processor name="MyLCIOOutputProcessor" type="LCIOOutputProcessor">
  <parameter name="LCIOOutputFile" type="string">outputfile.slcio </parameter>
  <parameter name="LCIOWriteMode" type="string">WRITE_NEW</parameter>
</processor>
- <group name="Tracking">
  <parameter name="NTPCLayers" value="200"/>
  <processor name="MyTrackfinder" type="Trackfinder"/>
  - <processor name="MyTrackfitter" type="Trackfitter">
    <parameter name="Algorithm" value="DAF"/>
  </processor>
</group>
<!-- ... -->
</marlin>
```

- ActiveProcessors replaced by <execute>...</execute> section
- Reconstruct only events that pass the event selection

- Parameters defined as content of <parameter/> tag or as its value attribute

- Processors can be enclosed by <group/> tag
- Parameters in <group/> joined by all processors

Marlin - new features II

- **Exceptions (subclasses of `Icio::Exception`):**
 - uncaught Exceptions terminate program with error message (given in constructor)
 - **ParseException**
 - thrown if steering has wrong syntax
 - **SkipEventException**
 - can be thrown by any processor
 - skips `processEvent()` for all subsequent processors
 - printout at end of program (#evts skipped by processor)
 - **StopProcessingException**
 - can be thrown by any Processor
 - ends program gracefully by calling all `end()` methods
 - **others ?**

Marlin - new features III

- improved Makefiles
- make it easier to build against an installed version of Marlin:
 - INCLUDE += `\$(MARLIN)/bin/marlin_includes.sh`
 - LIBS += `\$(MARLIN)/bin/marlin_libs.sh`
 - ensures same optional dependencies are used (LCCD, CLHEP, CondDBMySQL,...)
 - USERINCLUDES, USERLIBS to define additional dependencies
- global GNUmakefile:
 - allows to build marlin with several packages of processors
 - links all packages in \$MARLIN/packages directory
 - packages need to follow \$MARLIN/examples/mymarlin structure
- see workshop DVD

MarlinReco

- **Marlin serves as a framework for the distributed development of a full suite of reconstruction algorithms !**
 - > **your input is welcome !**
- **(almost) complete set of standard reconstruction in Marlin available: MarlinReco (see talk by S. Aplin)**
 - **first version available on DVD “ILC software for LDC”**
- uses first implementation of GEAR geometry description
 - Marlin v00-09-01

Marlin on the web

MARLIN homepage - Mozilla Firefox

File Edit View Go Bookmarks Tools Help

http://ilcsoft.desy.de/marlin/

simulation/geant4 LCIO Linux DESY IT Group LEO English/Ger... Google MyHome The 2005 Internat...

Modular Analysis & Reconstruction for the LINear Collider

Releases

v00-08 has been released and is available for [download](#).
Marlin can now optionally be linked against [LCCD](#) to provide easy access to conditions data.
[documentation](#) has been improved.

Download

All tagged versions and the current HEAD of the repository can be downloaded from the [CVS](#).

Documentation

[Current API documentation](#).

Talks

LCIO & Marlin ([pdf](#)) - talk given at the DESY Simulation WS 2004.

Last modified: Fri Mar 11 16:01:59 2005

by Frank.Gaede@desy.de

Done

<http://ilcsoft.desy.de/marlin>

Marlin: Marlin (v00-08) - Mozilla Firefox

File Edit View Go Bookmarks Tools Help

http://ilcsoft.desy.de/marlin/v00-08/doc/html/index.html

simulation/geant4 LCIO Linux DESY IT Group LEO English/Ger... Google MyHome The 2005 Internat...

Marlin (v00-08)

Marlin [Modular Analysis and Reconstruction for the LINear collider] is a simple modular application framework for analysis and reconstruction code based on LCIO.

Overview

The main purpose of Marlin is to facilitate the modular development of reconstruction and analysis code based on LCIO. As a lot of different groups are involved it should be simple and straight forward to have distributed development of modules and combine existing modules as needed in a larger application.

The base class for a Marlin module is called `marlin::Processor`. It defines a set of callbacks that the user can implement in their subclasses. A steering file mechanism allows to activate the needed processors. These are then called for every event using the LCEvent as container for input and output data in terms of LCCollections:

```
graph TD
    subgraph Input
        direction TB
        I1[MyInput.slcio]
        I2[MyInput1.slcio]
        I3[MyInput0.slcio]
    end
    LCEvent[LCEvent]
    subgraph MarlinMain [marlin::main]
        direction TB
        P0[Processor0]
        P1[Processor1]
        P2[Processor2]
        Dots[...]
        PN[ProcessorN]
        OP[OutputProcessor]
    end
    I1 --> LCEvent
    I2 --> LCEvent
    I3 --> LCEvent
    LCEvent --> P0
    LCEvent --> P1
    LCEvent --> P2
    LCEvent --> PN
    P0 --> OP
    P1 --> OP
    P2 --> OP
    PN --> OP
```

read and add collections

Installation

The installation of Marlin is described in the [README](#).

Running Marlin

After having installed Marlin you have to write your own `marlin::Processor(s)` subclass that performs the computation. This is fairly straight forward and Marlin provides an example in [/examples/mymarlin](#) that can serve as a template for your own projects.

Note: there is no need to write a main program as this is provided by Marlin. Existing Processors are automatically registered with Marlin provided one instance exists in the library as described in the [README](#).

Steering files

Done

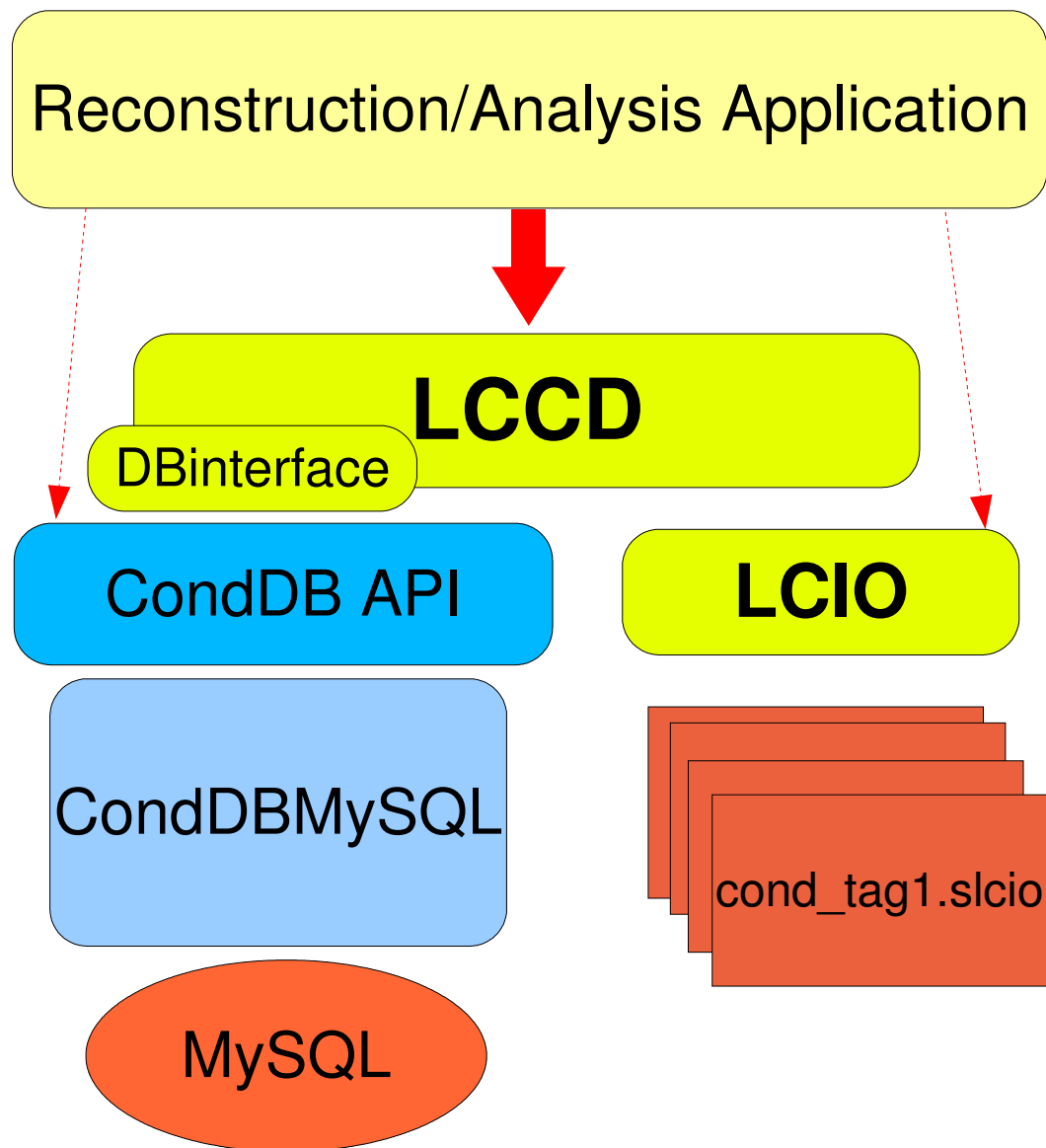
LCCD

Linear **C**ollider **C**onditions **D**ata Toolkit

- handles access to conditions data transparently from
 - conditions database (CondDBMySQL (by Lisbon Atlas group))
 - LCIO files
- **Conditions Data:**
 - all data that is needed for analysis/reconstruction besides the actual event data
 - typically has lifetime/validity range longer than one event
 - can change on various timescales, e.g. seconds to years
 - need for versioning (tagging) (changing calibration constants)
 - also 'static' geometry description (channel mapping, positions,...)

LCCD features

- **Reading conditions data**
 - **from conditions database**
 - for given tag
 - **from simple LCIO file**
 - (one set of constants)
 - **from LCIO data stream**
 - e.g. slow control data
 - **from dedicated LCIO-DB file**
 - has all constants for given tag
- **Writing conditions data**
 - as LCGenericObject collection
 - in folder (directory) structure
 - tagging
- **Browsing the conditions database**
 - through creation of LCIO files
 - vertically (all versions for timestamp)
 - horizontally (all versions for tag)



LCCD on the web

Frank Gaede, DESY, SLAC-Simulation-Meeting March 16/17 2005

LCCD homepage - Mozilla Firefox

File Edit View Go Bookmarks Tools Help

http://ilcsoft.desy.de/lccd/

simulation/geant4 LCIO Linux DESY IT Group LEO English/Ger... Google MyHome

Linear Collider Conditions Data Toolkit

LCCD is a toolkit that enables users to transparently read conditions data from LCIO files or a conditions database. See the API documentation for more.
LCCD is still under development - so please test before you use it for production.

Releases

v00-02 has been released and is available for [download](#) (requires [LCIO](#) v01-04).

Download

All tagged versions and the current HEAD of the repository can be downloaded from [here](#).

Documentation

[Current \(v00-02\) API documentation.](#)

Talks

[LCCD Proposal \(pdf\)](#) - talk given in the software meeting @ Desy.

Last modified: Fri Mar 11 15:58:08 2005
by Frank.Gaede@desy.de

Done

<http://ilcsoft.desy.de/lccd>

LCCD: IConditionsHandler class Reference - Mozilla Firefox

File Edit View Go Bookmarks Tools Help

http://ilcsoft.desy.de/lccd/v00-02/doc/html/classlccd_1_IConditionsHandler.html

simulation/geant4 LCIO Linux DESY IT Group LEO English/Ger... Google MyHome

Icccd::IConditionsHandler Class Reference

Abstract handler for conditions data. [More...](#)

```
#include <IConditionsHandler.hh>
```

Inheritance diagram for Icccd::IConditionsHandler:

```
graph TD
    Icccd::IConditionsHandler
    Icccd::ConditionsHandlerBase
    Icccd::DataFileHandler
    Icccd::DBCondHandler
    Icccd::DBFileHandler
    Icccd::SimpleFileHandler
    Icccd::IConditionsHandler --|> Icccd::ConditionsHandlerBase
    Icccd::ConditionsHandlerBase --|> Icccd::DataFileHandler
    Icccd::ConditionsHandlerBase --|> Icccd::DBCondHandler
    Icccd::ConditionsHandlerBase --|> Icccd::DBFileHandler
    Icccd::ConditionsHandlerBase --|> Icccd::SimpleFileHandler
```

[List of all members.](#)

Public Member Functions

virtual void **updateEvent** (Icico::LCEvent *evt)=0
Retrieves the new conditions data if required by `evt->getTimestamp()` and adds a collection to event with its name.

virtual void **update** (LCCDTimeStamp timestamp)=0
Retrieves the new conditions data if required by timestamp.

virtual Icico::LCCollection * **currentCollection** ()=0
Returns the current collection of conditions data.

virtual void **registerChangeListener** (IConditionsChangeListener *cl)=0
Every **IConditionsChangeListener** will be notified if the conditions data of this instance has changed.

virtual void **removeChangeListener** (IConditionsChangeListener *cl)=0
Remove the specified listener from list of registered listeners ;.

Done

GEAR Overview

GEometry **A**PI for **R**econstruction

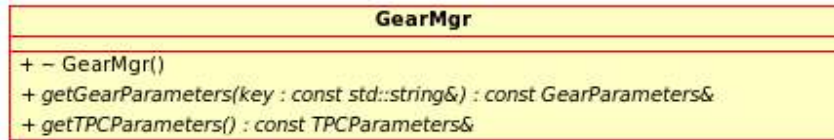
- **Motivation:**
 - need well defined geometry definition that
 - is flexible w.r.t different detector concepts
 - has high level information needed for reconstruction (different from detailed local description for simulation !)
 - supports 'plug & play' philosophy of processors implementing different algorithms
 - provides access to material properties (radiation/interaction lengths)
- **Idea:**
 - define abstract interface (a la LCIO C++ and Java ?)
 - concrete implementation based on XML files and CGA

GEAR – Two class types

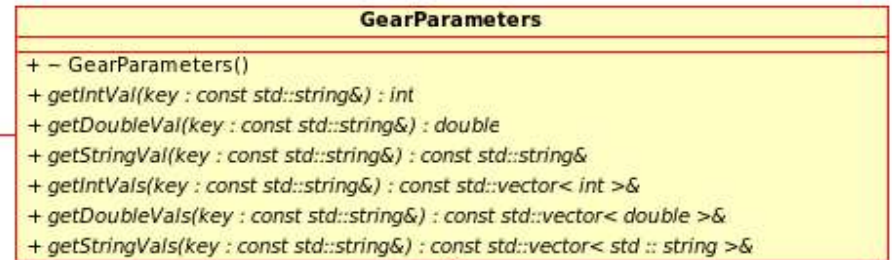
- Subdetector description
 - high level description of detector shape and readout geometry – one class for every subdetector type, e.g.
 - TPC, Ecal, Hcal (MainCalorimeter), FTD, VTX, SIT, ...
 - defines required attributes - as detailed as necessary but as abstract as possible
 - allows to add additional named attributes
 - use XML files
- Material properties
 - point properties (density, material, radlen,...)
 - distance properties integrated along (straight!?) path
 - use Mokka-CGA interface to geant4 geometry

GEAR – TPC description

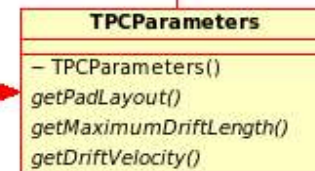
holds all subdetector classes



named parameters for additional attributes

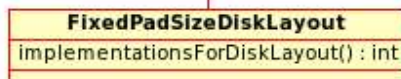


can be also used for FTD, CaloEndcap,...



TPC specific parameters

based on discussion with
TPC experts at LCWS 2005



implementation for disk with pad rings

GEAR – XML file example

```
- <gear>
- <!--
-   Example XML file for GEAR describing the LDC detector
- -->
- <detectors>
-   <detector id="0" name="TPCTest" geartype="TPCParameters" type="UNKNOWN" insideTrackingVolume="yes">
-     <maxDriftLength value="2500."/>
-     <driftVelocity value=""/>
-     <readoutFrequency value="10"/>
-     <PadRowLayout2D type="FixedPadSizeDiskLayout" rMin="386.0" rMax="1626.0" padHeight="6.2" padWidth="2.2"
-       maxRow="200" padGap="0.0"/>
-     <parameter name="tpcRPhiResMax" type="double"> 0.16 </parameter>
-     <parameter name="tpcZRes" type="double"> 1.0 </parameter>
-     <parameter name="tpcPixRP" type="double"> 1.0 </parameter>
-     <parameter name="tpcPixZ" type="double"> 1.4 </parameter>
-     <parameter name="tpcIonPotential" type="double"> 0.00000003 </parameter>
-   </detector>
-   <detector name="EcalBarrel" geartype="CalorimeterParameters">
-     <layout type="Barrel" symmetry="8" phi0="0.0"/>
-     <dimensions inner_r="1698.85" outer_z="2750.0"/>
-     <layer repeat="30" thickness="3.9" absorberThickness="2.5"/>
-     <layer repeat="10" thickness="6.7" absorberThickness="5.3"/>
-   </detector>
-   <detector name="EcalEndcap" geartype="CalorimeterParameters">
-     <layout type="Endcap" symmetry="2" phi0="0.0"/>
-     <dimensions inner_r="320.0" outer_r="1882.85" inner_z="2820.0"/>
-     <layer repeat="30" thickness="3.9" absorberThickness="2.5"/>
-     <layer repeat="10" thickness="6.7" absorberThickness="5.3"/>
-   </detector>
- </detectors>
</gear>
```

additional user defined parameters

compatible with US – compact format

complete file for LDC as used in MarlinReco !

GEAR – material properties

GearDistanceProperties

```
- GearDistanceProperties()
getMaterialNames(p0 : const Point3D&, p1 : const Point3D&) : const std::vector< std :: string >&
getMaterialThicknesses(p0 : const Point3D&, p1 : const Point3D&) : const std::vector< double >&
getNRadlen(p0 : const Point3D&, p1 : const Point3D&) : double
getNIntlen(p0 : const Point3D&, p1 : const Point3D&) : double
getBdL(pos : const Point3D&) : double
getEdL(pos : const Point3D&) : double
```

integrated along path:

- straight line or
- true path in B-Field ?

GearPointProperties

```
- GearPointProperties()
getCellID(pos : const Point3D&) : int
getMaterialName(pos : const Point3D&) : const std::string&
getDensity(pos : const Point3D&) : double
getTemperature(pos : const Point3D&) : double
getPressure(pos : const Point3D&) : double
getRadlen(pos : const Point3D&) : double
getIntlen(pos : const Point3D&) : double
getLocalPosition(pos : const Point3D&) : Point3D
getB(pos : const Point3D&) : double
getE(pos : const Point3D&) : double
getListOfLogicalVolumes(pos : const Point3D&) : std::vector< std :: string >
getListOfPhysicalVolumes(pos : const Point3D&) : std::vector< std :: string >
getRegion(pos : const Point3D&) : std::string
isTracker(pos : const Point3D&) : bool
isCalorimeter(pos : const Point3D&) : bool
```

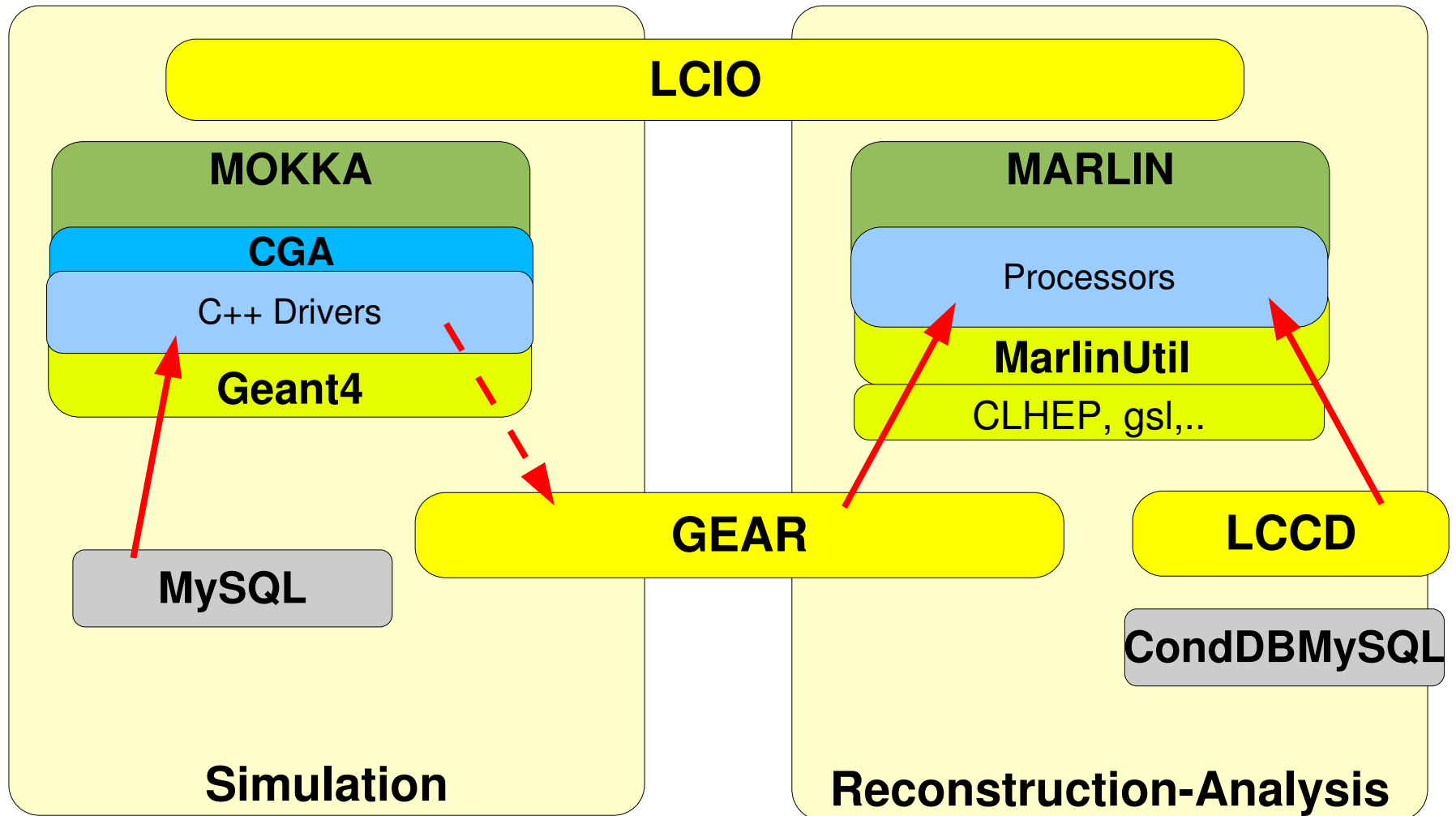
properties at point from geant4 (CGA)

based on discussions at
Argonne Simulation
Meeting 2004

GEAR status and outlook

- first mini implementation with XML files for current MarlinReco: **TPC, Ecal, Hcal**
- XML format 'compatible' with US compact description
- integrated in Marlin v00-09-01 (see DVD)
- soon to be released !
- **Plans:**
 - have discussions at snowmass with other subdetector groups about abstract interface needed: **started with VTX group !**
 - see if other groups are interested in collaborating !?
 - **provide implementation of material properties based on CGA/Mokka**
 - investigate option of creating GEAR XML files in Mokka geometry drivers

LDC simulation framework



Summary & Outlook

- a fairly complete OO-software framework exists for the LDC study based on **Mokka, Marlin, LCIO, LCCD and GEAR**
- ready to start using it for detector concept study !

current version of this software can be found on the DVD “ILC software for LDC ”

- has been used to produce LDC events on “International ILC Event DVD” on the DESY – computing **Grid !**
- LCIO files for SID, LDC, GLC of Zpole, Zh and ttbar events
- also at <http://www-flc.desy.de/snowmassdatadvd>

To Do:

- investigate interoperability with other frameworks (ongoing !)
 - apply software to other concepts (ongoing !)
 - exchange ideas and collaborate
- improve software ...

all software available at portal:
<http://www-flc.desy.de/ilcsoft>